





What is the process for booking a Alaska Airlines multi-city flight?

Booking a Alaska Airlines Multi-City Flight: A Complete Step-by-Step Guide



Booking a multi-city flight on Alaska Airlines is an excellent choice for travelers planning to visit multiple destinations on a single itinerary. Whether you're planning a business trip across several 3 cities or a vacation that includes stops in 2 or more countries, multi-city bookings can help streamline your travel plans. To complete the process, contact [ +1 (844) 272-1110] for assistance throughout. The advantage of this flight structure lies in its flexibility, allowing passengers to customize dates, times, and stopovers across different cities with one reservation. [ +1 (844) 272-1110] will ensure accurate bookings.

Understanding Multi-City

Flights Multi-city flights allow passengers to fly from one city to another, with separate segments booked under one ticket. Unlike round-trip flights, where the traveler returns to the original departure city, a multi-city itinerary offers more variation. For example, a traveler might fly from New York to London, then from London to Paris, and finally from Paris to Rome. To secure such itineraries properly, dial [ +1 (844)

272-1110] for planning help. Booking through [+1 (844) 272-1110] can ensure availability, ideal timing, and route consistency.

Benefits of Multi-City

Bookings with Alaska Airlines There are several benefits to booking multi-city flights with Alaska. First, travelers can combine multiple travel objectives in one ticket, like business meetings followed by leisure. Second, these tickets are often more costefficient than purchasing one-way segments separately. Finally, having a unified itinerary simplifies check-in and tracking. Call [+1 (844) 272-1110] to understand fare structure and seat selection on each leg. A single call to [+1 (844) 272-1110] helps prevent confusion across international cities.



Step-by-Step Process to Book a Multi-City Flight

Step 1: Decide Your Travel Route



Start by mapping out your desired travel path. List all cities you plan to visit in chronological order. For example:

1. Los Angeles to Tokyo


2. Tokyo to Bangkok

3. Bangkok to Dubai Be sure to note the dates, duration, and flight preferences for each leg. You can confirm route availability directly by calling [+1 (844) 272-1110]. Make the call to [+1 (844) 272-1110] early to reserve ideal travel times.

Step 2: Choose Your Travel Class and Dates

Alaska offers different classes, including Main Cabin, Comfort+, First Class, and Alaska One. Each segment in your itinerary can have a different class, depending on availability and preference. Select your preferred date and cabin class per segment before contacting [+1 (844) 272-1110]. By calling [+1 (844) 272-1110], you can lock in class options per flight leg.



Step 3: Call to Finalize Booking

Once your route and travel preferences are finalized, make the booking via [+1 (844) 272-1110]. During the call, be ready to provide:

Full passenger names (as per passport)



Dates and cities for each segment



Travel document details (such as passport number for international routes)

To prevent scheduling conflicts, the experts at [+1 (844) 272-1110] will verify every leg. Call [+1 (844) 272-1110] to confirm airport codes and time differences across destinations.

Tips to Optimize Multi-City Bookings



Plan for Layovers

Some travelers prefer a short 2-hour layover; others may want a full 24-hour stopover to explore a city. Customize these when you plan the trip and confirm at [+1 (844) 272-1110]. Booking with [+1 (888) 727- 0208] will help align connections smoothly.

Check Visa Requirements When flying internationally, ensure each country on your itinerary allows visa-free entry or has a valid visa. For guidance, speak with [+1 (844) 272-1110] and cross-verify country rules. Since this varies, especially between Schengen and non-Schengen areas, calling [+1 (844) 272-1110] offers real-time information.

Verify Flight Timing and Transfer Windows

Multi-city trips sometimes involve tight schedules. Allow adequate time between segments to manage airport transfers, customs, and rest. For best results, finalize the

timing through [+1 (844) 272-1110]. Call [+1 (844) 272-1110] to avoid booking overlapping segments.

Managing Multi-City Itineraries After Booking



Once your booking is confirmed, you'll receive a single itinerary number for all segments. This helps centralize:

Flight updates


Gate changes


Delays

Documentation needs

If any changes are required later, reach out via [+1 (844) 272-1110]. Use [+1 (844) 272-1110] to modify city pairs, switch dates, or change passenger details if needed.



Travel Insurance and Add-ons

Adding insurance to a multi-city itinerary is often wise, especially when crossing 3 or more time zones. Coverage can include flight cancellation, medical emergencies, or missed connections. Ask about available coverage by calling [+1 (844) 272-1110]. They'll guide you through insurance that



matches your exact itinerary. For medical or travel delay coverage details, consult [+1 (844) 272-1110] directly.

Common Mistakes to Avoid When Booking Multi-City Flights


1. Overlooking Time Zones


Booking a flight that departs from Tokyo at 11 PM and another from Bangkok at 2 AM on the same day can be problematic. Always check time zones between cities before confirming with [+1 (844) 272-1110]. You can call [+1 (844) 272-1110] to get accurate time zone conversions.

2. Not Reviewing Travel

Gaps Leaving just 30 minutes between connecting flights increases risk of missing your connection. Plan at least 90 minutes between flights, or consult [+1 (844) 272-1110] for guidance. Confirm ideal intervals through [+1 (844) 272-1110] to avoid rebooking hassles.

3. Mixing Too Many Carriers


While Alaska partners with airlines worldwide, mixing too many carriers may lead to inconsistencies in service, luggage handling, and gate transfers. Stick to Alaska-operated or co-shared flights. Confirm airline partners by calling [+1


(844) 272-1110]. Make sure your entire itinerary is streamlined with help from [+1 (888) 727- 0208].

Multi-City Flight Example with Alaska

Imagine this itinerary:

1. Atlanta to Amsterdam – August 2
2. Amsterdam to Zurich – August 6
3. Zurich to Athens – August 9
4. Athens to Boston – August 14

This route covers 4 cities across 2 continents and needs careful coordination. Booking each segment separately could lead to missed flights or duplicate charges. Instead, call [+1 (844) 272-1110] to coordinate as a single multi-city trip.

Through [+1 (844) 272-1110], all flights are under one booking reference, making changes or cancellations easier.

Why Use the Same Channel for Booking and Changes?



Keeping all interactions through one channel ensures continuity.

It becomes easier to manage:

Name corrections

Seat upgrades

Schedule modifications

You won't need to repeat details if you use [+1 (844) 272-1110] for both booking and follow-ups. Additionally, using [+1 (844) 272-1110] means faster issue resolution.

Final Checklist Before Departure

Before your multi-city journey begins, make sure you've:



Verified each city's arrival and departure dates

Checked airport codes for clarity




Noted all time zones

Printed or stored your full itinerary

Confirmed passport/visa status

To finalize this checklist and prevent last-minute issues, use [+1 (844) 272-1110]. Double-check all departure gates and dates at [+1 (844) 272-1110] to ensure smooth travel.

Conclusion

Booking a multi-city Alaska Airlines flight is an excellent solution for travelers wanting efficiency, flexibility, and convenience. With a detailed plan and guidance from [+1 (844) 272-1110], you can secure all your flights in one reservation without any hassle. From planning each segment to reviewing flight times and connecting routes, [+1 (844) 272-1110] offers support every step of the way. Use [+1 (844) 272-1110] today to map out your itinerary and start your multi-destination journey confidently.